

Notes

PROJECT: Vital Patch Mobile Prototype

DATE:

AUTHOR:

SCREEN

Home Page

1 Home Page

This screen acts as the home page for the app. Users can create profiles for their pets and create new profiles.



Notes

PROJECT: Vital Patch Mobile Prototype

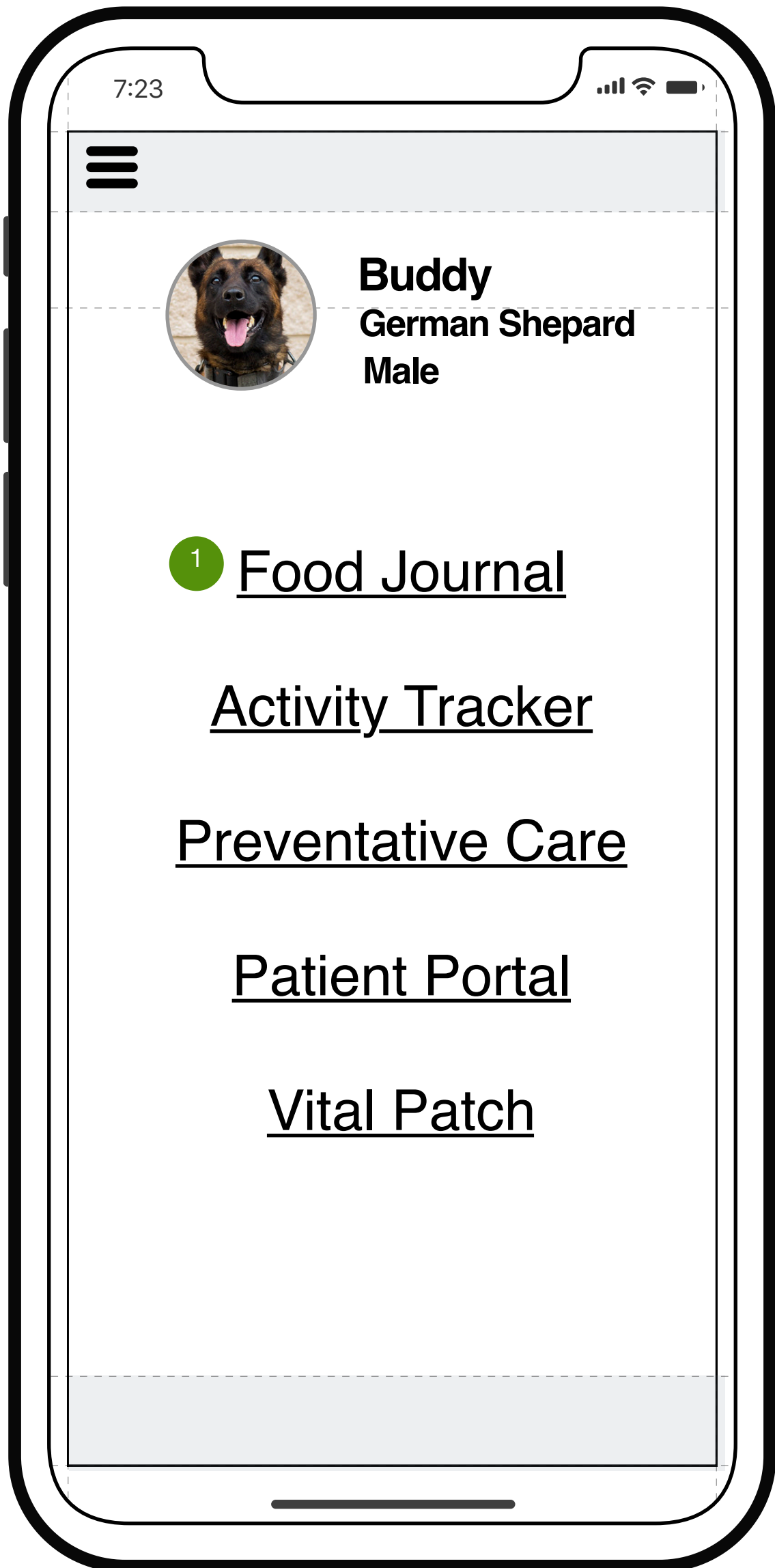
DATE:

AUTHOR:

SCREEN

Select a species

- 1** **Select Species**
This screen demonstrates the potential for the Vital Patch to be expanded to other species of animals. For example the patch could be expanded to other domestic pets like cats, or potentially livestock for future expansion opportunities.



Notes

PROJECT: Vital Patch Mobile Prototype

DATE:

AUTHOR:

SCREEN

Pet Profile

1

Pet Profile Options

This screen shows what options are available under a pet's profile in the app. There is access to a few different options to assess a pet's health including a food journal, activity tracker, preventative care resources, and the vital patch. The patient portal would provide easy access to the pet's history with the vet, as well as any communication between the vet and pet owner.



Notes

PROJECT: Vital Patch Mobile Prototype

DATE:

AUTHOR:

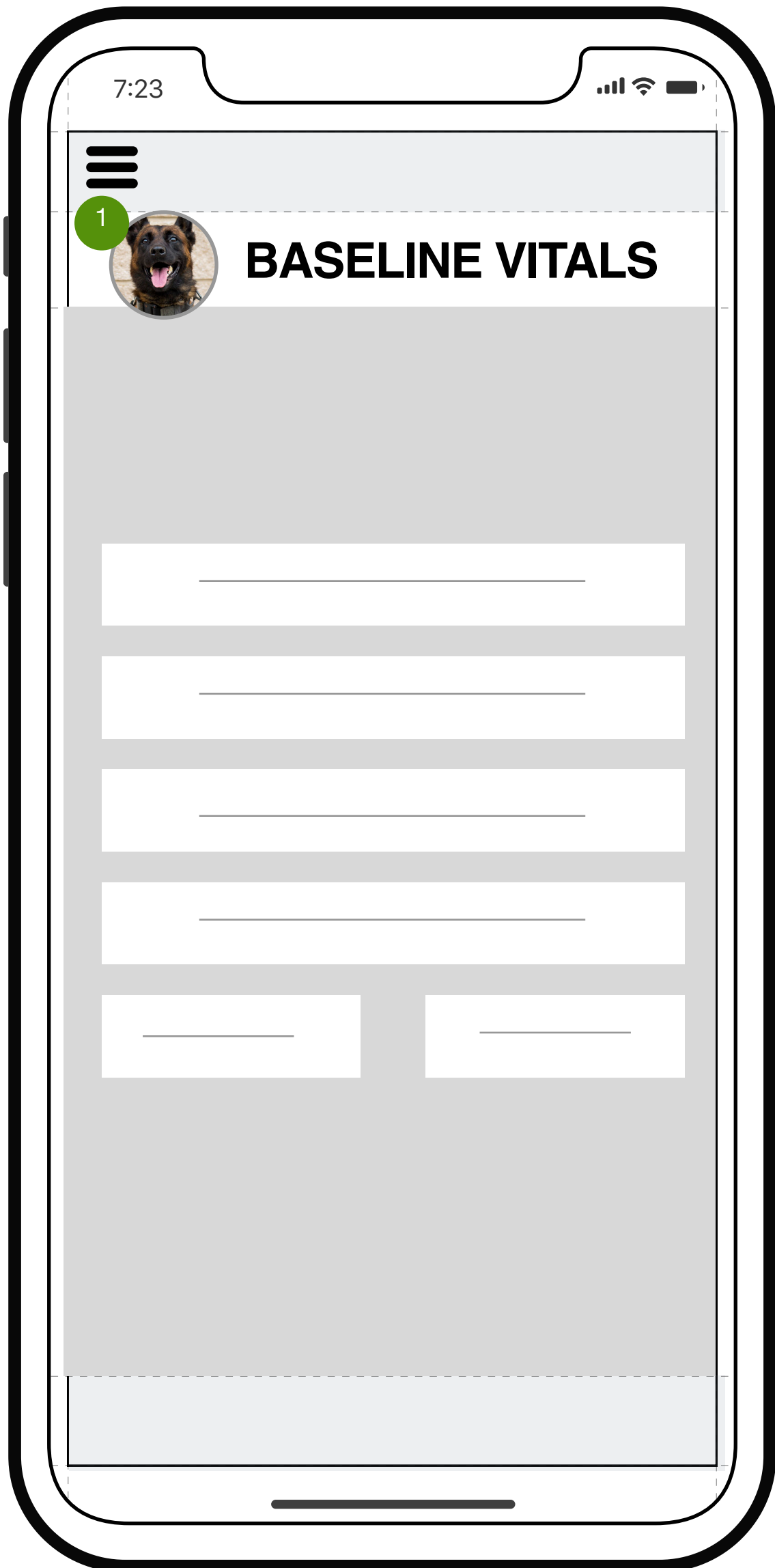
SCREEN

Preventative Care

1

Preventative Care

This screen aims to build trust between pet owners and vets by providing quick resources for pet health problems. Vets are often educating pet owners on these topics when they come into the clinic. Access to basic preventative care resources will also help to alleviate anxiety that pet owners may have when they encounter common health issues.



Notes

PROJECT: Vital Patch Mobile Prototype

DATE:

AUTHOR:

SCREEN

Baseline Vitals

1

Baseline Vitals

Baseline Vitals would be an opportunity to increase the use of the system. In order to establish a “baseline” health measurement, pets would be given the sensor pill for a few days in a row when the pet is acting normally. This would help establish accuracy in diagnosing what is wrong when the pet is having a health issue. It would also provide additional helpful data for both pet owners and vets.



Notes

PROJECT: Vital Patch Mobile Prototype

DATE:

AUTHOR:

SCREEN

User Screen 1

1

USER SCREEN 1

This is the main screen for the user. It will load when you open the app, and when it's reading the patch on your pup it the upload readings / reload readings will become selectable.

2

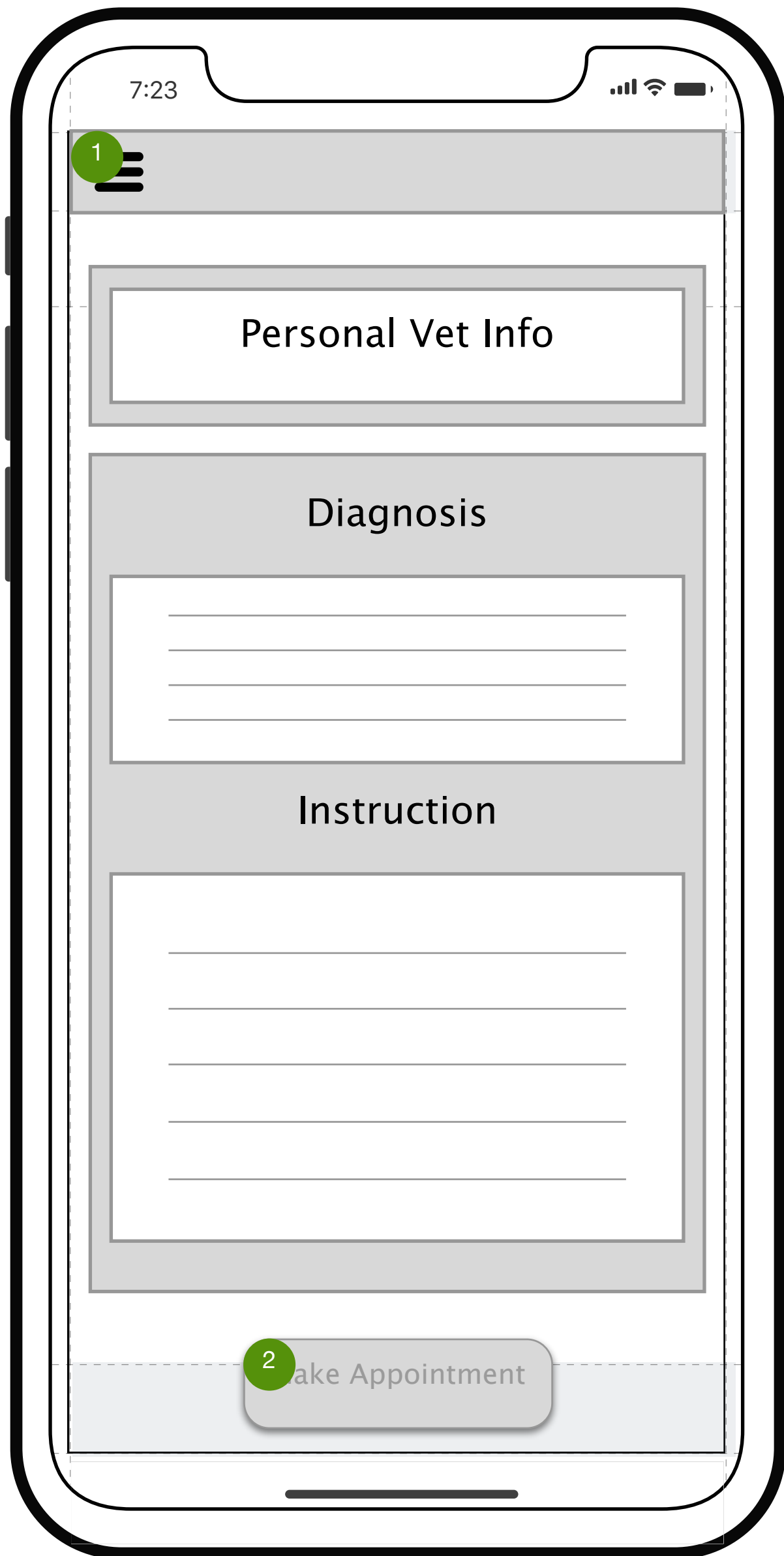
VITALS READOUT

Once the user has selected the upload readings button, the vitals taken by the patch will transfer to the app which is linked by bluetooth.

3

SEND TO VET

Once the vitals load, and the user is ready, they can click this button to send the pups vitals over to the vet (technician).



Notes

PROJECT: Vital Patch Mobile Prototype

DATE:

AUTHOR:

SCREEN

User Screen 2

- 1 USER SCREEN 2**
The user will receive the diagnosis from the vet, as well as a set of instructions as to what they need to do at home.
- 2 MAKE APPOINTMENT**
If the condition is severe enough, the vet will instruct the client to bring their pup in for further care. When that happens, this button will then become clickable so the client can book an appointment right away.



Notes

PROJECT: Vital Patch Mobile Prototype

DATE:

AUTHOR:

SCREEN

Vet Screen 1

1

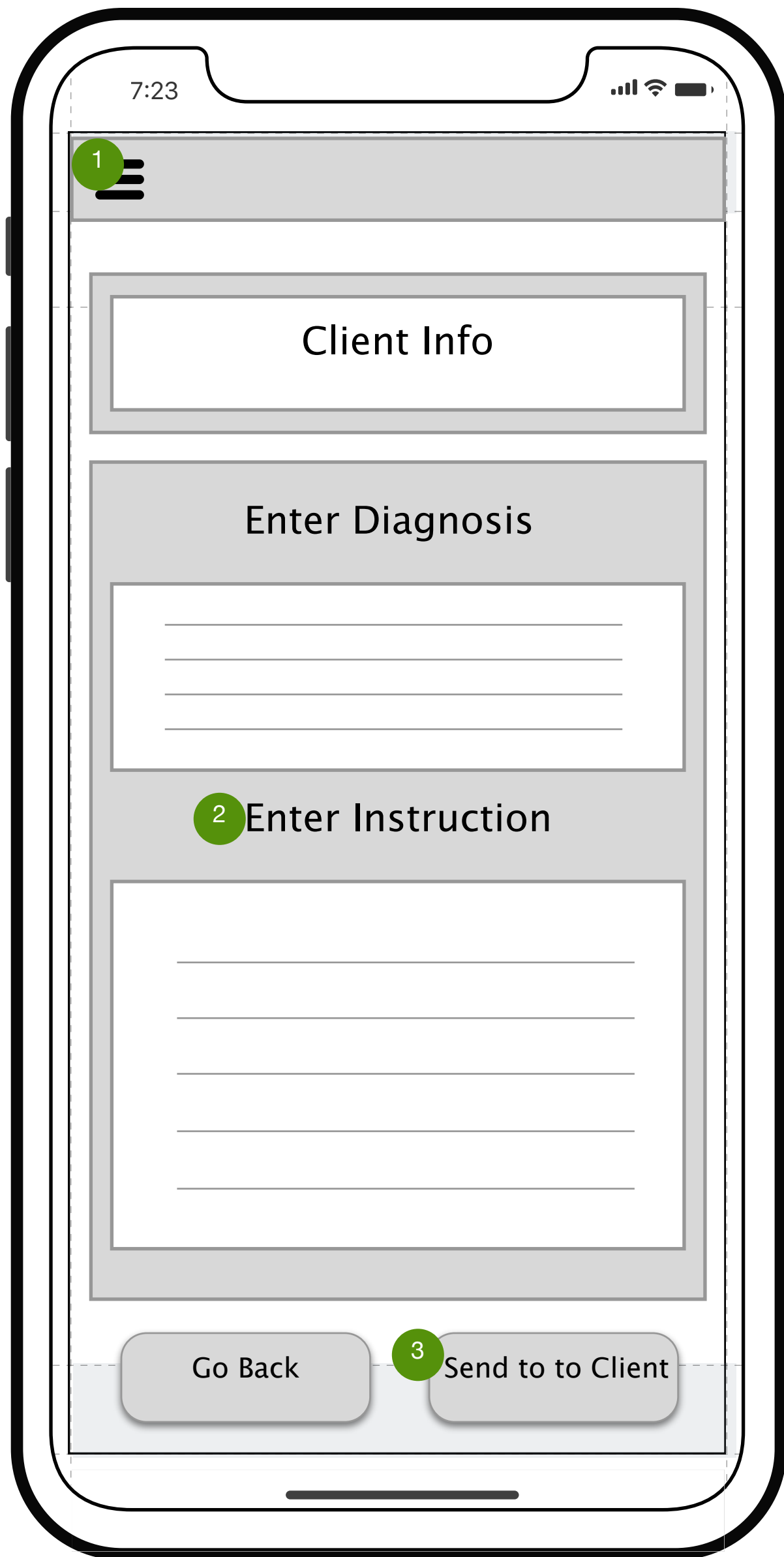
VET SCREEN 1

Once the client has sent over their pets vitals, this screen will populate with all the relevant information for th vet (technician) to assess.

2

GROUP 2

When the vet is ready, they will click on this button to proceed to the diagnosis page.



Notes

PROJECT: Vital Patch Mobile Prototype

DATE:

AUTHOR:

SCREEN

Vet Screen 2

1

VET SCREEN 2

Here the vet will enter what they think is the diagnosis of the symptoms based on the vitals sent via the patch.

2

ENTER INSTRUCTION

The vet will then enter any relevant steps to be taken by the client, whether they can address the needs of the pup at home, or if they need to bring them in for further analysis.

SEND TO CLIENT

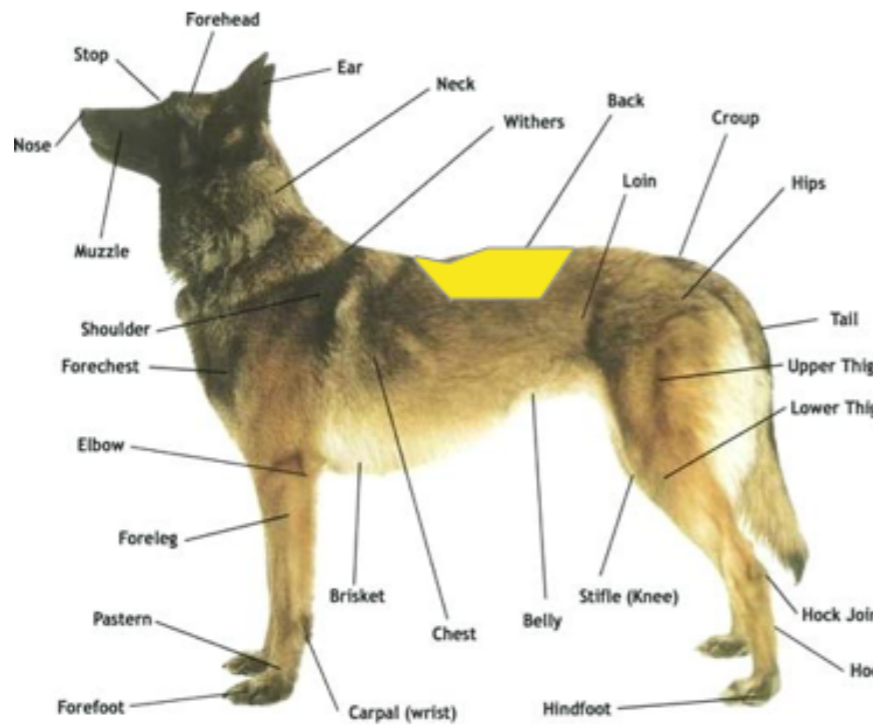
When the vet is ready, they can click on the send to client button, and that information will be sent back to the client on how to proceed.

7:23



Symptom Checker

Select a symptom area



You selected: Back

- Lorem ipsum dolor sim
- Lorem ipsum dolor sim
- Lorem ipsum dolor sim
- Lorem ipsum dolor sim
- Lorem ipsum dolor sim
- Lorem ipsum dolor sim
- Lorem ipsum dolor sim
- Lorem ipsum dolor sim

Go Back

Find Info

Notes

PROJECT: Vital Patch Mobile Prototype

DATE: 11/21/2018

AUTHOR: Satelite

SCREEN

User Prev Health Page

1

USER PREV HEALTH PAGE

On this page the user can select issues their dog may be having based on what seems to be the troubled area. They can then locate a more specific symptom associated with that area and find out common diagnosis and treatment. If the symptom is more severe or the user can't find what they are looking for, they can continue to the next page where they can begin the process of using the pill and patch on their dog.